

YGE 60 CELL SERIES

YL255P-29b
YL250P-29b
YL245P-29b
YL240P-29b
YL235P-29b



U.S. Soccer Powered by Yingli Solar

COMPANY

Yingli Green Energy (NYSE:YGE) is one of the world's largest fully vertically integrated PV manufacturers. With over 4.5 GW of modules installed globally, we are a leading solar energy company built upon proven product reliability and sustainable performance. Founded in 1998, Yingli Green Energy serves customers through our U.S. subsidiary, Yingli Americas, co-headquartered in New York and San Francisco. We are the first renewable energy company to sponsor the U.S. National Soccer teams and the FIFA World Cup™.

PERFORMANCE

- Industry leading in-house manufacturing of polysilicon, ingots, wafers, cells and modules ensures tight control of our material and production quality.
- High performance, multicrystalline solar cells deliver a module series efficiency of up to 15.6%, reducing installation costs and maximizing the kWh output per unit area.
- Tight positive power tolerance of -0W to +5W ensures modules are delivered at or above rated power, improving system performance through the reduction of module mismatch loss.

QUALITY & RELIABILITY

- Robust, corrosion resistant aluminum frame independently tested to withstand wind and snow loads of up to 50 psf and 113 psf, respectively, ensuring mechanical stability.
- Manufacturing facility certified to ISO9001 Quality Management System standards.
- Module packaging optimized to protect product during transportation and minimize on-site waste.



WARRANTIES

- Leading limited power warranty* ensures 91.2% of rated power for 10 years, and 80.7% of rated power for 25 years.
- 10-year limited product warranty.

*In compliance with our warranty terms and conditions.

QUALIFICATIONS & CERTIFICATES

UL 1703 and ULC 1703, UL Fire Safety Class C, CEC, FSEC, ISO 9001:2008, ISO 14001:2004, BS OHSAS 18001:2007, SA8000



YGE 60 CELL SERIES

Powered by **YINGLI**

ELECTRICAL PERFORMANCE

Electrical parameters at Standard Test Conditions (STC)

Module type			YL255P-29b	YL250P-29b	YL245P-29b	YL240P-29b	YL235P-29b
Power output	P_{max}	W	255	250	245	240	235
Power output tolerances	ΔP_{max}	W	-0/+5				
Module efficiency	η_m	%	15.6	15.3	15.0	14.7	14.4
Voltage at P_{max}	V_{mpp}	V	30.6	30.4	30.2	29.5	29.5
Current at P_{max}	I_{mpp}	A	8.32	8.24	8.11	8.14	7.97
Open-circuit voltage	V_{oc}	V	38.7	38.4	37.8	37.5	37.0
Short-circuit current	I_{sc}	A	8.88	8.79	8.63	8.65	8.54

STC: 1000W/m² irradiance, 25°C cell temperature, AM 1.5g spectrum according to EN 60904-3
Average relative efficiency reduction of 5.0% at 200W/m² according to EN 60904-1

Electrical parameters at Nominal Operating Cell Temperature (NOCT)

Power output	P_{max}	W	184.7	181.1	177.9	174.3	170.7
Voltage at P_{max}	V_{mpp}	V	27.9	27.6	27.2	26.6	26.6
Current at P_{max}	I_{mpp}	A	6.63	6.56	6.54	6.56	6.42
Open-circuit voltage	V_{oc}	V	35.7	35.4	34.5	34.2	33.8
Short-circuit current	I_{sc}	A	7.19	7.12	6.99	7.01	6.92

NOCT: open-circuit operating cell temperature at 800W/m² irradiance, 20°C ambient temperature, 1 m/s wind speed

THERMAL CHARACTERISTICS

Nominal operating cell temperature	NOCT	°C	46 +/- 2
Temperature coefficient of P_{max}	γ	%/°C	-0.45
Temperature coefficient of V_{oc}	β_{Voc}	%/°C	-0.33
Temperature coefficient of I_{sc}	α_{Isc}	%/°C	0.06
Temperature coefficient of V_{mpp}	β_{Vmpp}	%/°C	-0.45

OPERATING CONDITIONS

Max. system voltage	600Vdc
Max. series fuse rating	15A
Limiting reverse current	15A
Operating temperature range	-40 to 194°F (-40 to 90°C)
Max. static load, front (e.g., snow and wind)	113 psf (5400 Pa)
Max. static load, back (e.g., wind)	50 psf (2400 Pa)
Hailstone impact	1 in (25 mm) at 51 mph (23 m/s)

CONSTRUCTION MATERIALS

Front cover (material/type/thickness)	Low-iron glass / tempered / 3.2 mm Glass may have anti-reflective coating
Cell (quantity/material/type/dimensions/area/# of busbars)	60 / polysilicon / multicrystalline / 156 mm x 156 mm / 243.3 cm ² / 2 or 3
Encapsulant (material)	Ethylene vinyl acetate (EVA)
Frame (material/color)	Aluminum alloy / anodized silver or black
Junction box (protection degree)	≥IP65
Cable (type/length/gauge/outside diameter)	PV Wire / 43.31 in (1100 mm) / 12 AWG / 0.244 in (6.2 mm)
Plug connector (manufacturer/type/protection degree)	Amphenol / H4 / IP68

The specifications in this datasheet are not guaranteed and are subject to change without prior notice.
This datasheet complies with EN 50380:2003 requirements

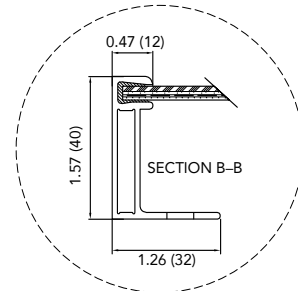
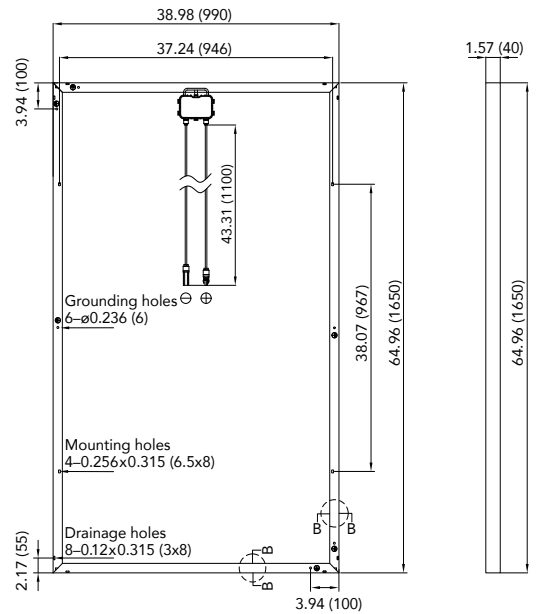
GENERAL CHARACTERISTICS

Dimensions (L/W/H)	64.96 in (1650 mm) / 38.98 in (990 mm) / 1.57 in (40 mm)
Weight	42.1 lbs (19.1 kg)

PACKAGING SPECIFICATIONS

Number of modules per pallet	26
Number of pallets per 53' container	34
Packaging box dimensions (L/W/H)	67 in (1700 mm) / 45 in (1150 mm) / 47 in (1190 mm)
Box weight	1177 lbs (534 kg)

Units: inch (mm)



Warning: Read the Installation and User Manual in its entirety before handling, installing, and operating Yingli modules.

Our Partners

۰۳۱-۵۲۲ ۷۲۲ ۲۵
۰۹۱۳ ۴۲۲ ۴۵۱۰
۰۹۱۳ ۶۵۶ ۲۷۰۰
sonercorp.com

اصفهان، زرین شهر
خیابان شیخ بهائی جنوبی
شرکت مهندسی زرین
الکترونیک اصفهان

SONER
شرکت مهندسی زرین الکترونیک اصفهان
www.sonercorp.com

YINGLI SOLAR

